







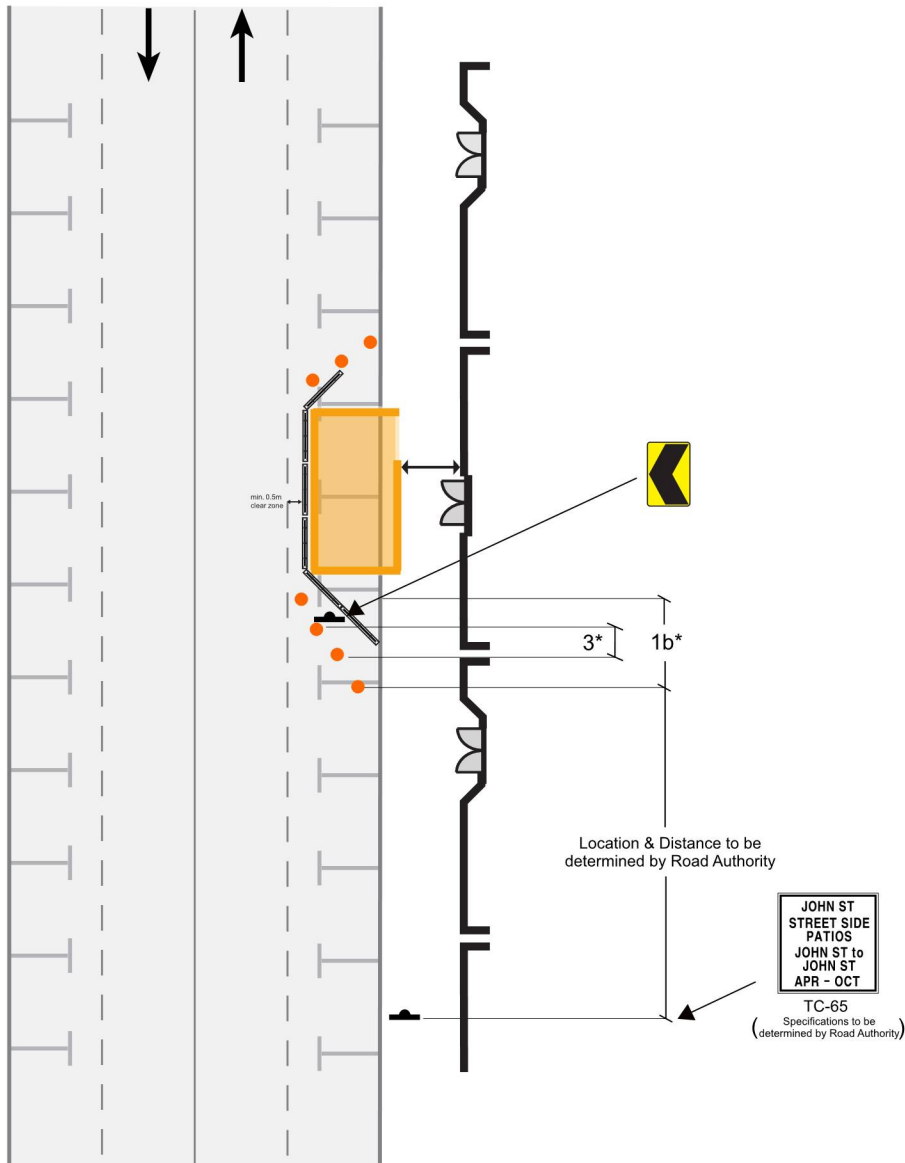


Legend of Symbols used in the Typical Layouts

Legend	
Symbol	Description
	Traffic Control Devices - TC-54, TC51C or Flexible Delineator Posts
	Sign
	Barrier - MASH Test TL-1
	Barrier - MASH Test TL-2
	Barrier - Not Tested
	Attenuator/Crash Cushion
	Business Front
	Patio Area

Option 1A**Parking Lane Closed**☒ Parking-Lane☐ Thru-Lane☐ Sidewalk Diversion☒ No Sidewalk Diversion☐ Single Lane - One Way☒ Single Lane - 2 Direction☐ Multi-Lane☐ High Risk

* Refer to OTM Book 7, Table B

NOTES

- i) Barriers to be placed between 25-45 degrees upstream of patio to protect from lateral impact
- ii) Barriers installed to have minimum requirement of MASH test level TL-1 (or equivalent)